

Bloomfield Virtual

ORIENTATION PRESENTATION



Wednesday
September 2, 2020
7 to 8 PM

www.bloomfield.org/livestream

Welcome!

A bit about us

Jen Teal

~Principal~

Lauren Dempsey

~Tech Integration Specialist~



Bloomfield VIRTUAL

Welcome to your new school! We are so glad you are here!



Mission Statement

Bloomfield Virtual provides an **equitable, caring, and safe** learning community where **students are encouraged to be intellectually curious and academically ambitious.** Leveraging the power of **technology and community**, Bloomfield Virtual learning **promotes student agency** for all learners to achieve their highest aspirations.

What does learning look like at of Bloomfield Virtual?



Virtual

Does not mean “alone”



Learner-Centered

Each student's strengths, needs, and interests are assets in fostering a passion for intellectual pursuit and teachers serve as mentors to facilitate learning that is meaningful.

Sense of Belonging

Relationships are critical both in the classroom and in the community. Students create authentic work that is meaningful to the community beyond school. Students can engage in real-world action through personal experience.

Place-Based Learning

Bloomfield Hills Schools - both virtual and in-person - will utilize the Bowers School Farm and Johnson Nature Center for learning expeditions when appropriate and permissible. Students enrolled in the virtual school will have the opportunity to enhance their learning through designed experiences similar to their in-person peers at these district gems.

Portrait of a Learner

The dispositions and skills described in the BHS [Portrait of a Learner](#) are always important and should influence the design and experiences across all learning models and grade levels.

Virtual Vocabulary

Synchronous Engagement: Learning that is happening for all students at the same time, in the same virtual place

Asynchronous Engagement: Learning that is happening at different times or in different virtual spaces for students

Flipped Classroom: An approach that introduces students to new concepts outside the school day via digital resources and then utilizes class time for practice and feedback

Workshop: An instructional practice focusing on individualized learning, small group practice, one-on-one conferring, and a recursive structure to curriculum so topics circle back over time

Formative Assessment: The in-the-moment checks for understanding that teachers use to make decisions about what their students need. Teachers use a wide variety of tools for this!

Online Access



Parent Portal

You use the parent portal to look up your student's @bloomfield.org email address and password.



Google Classroom

Students will access materials, view posts, and submit assignments through Google Classroom.



Clever

Students will use their @bloomfield.org email address to access website resources through Clever.



Zoom

Your students will use Zoom to have virtual, synchronous learning experiences with their teachers and peers.

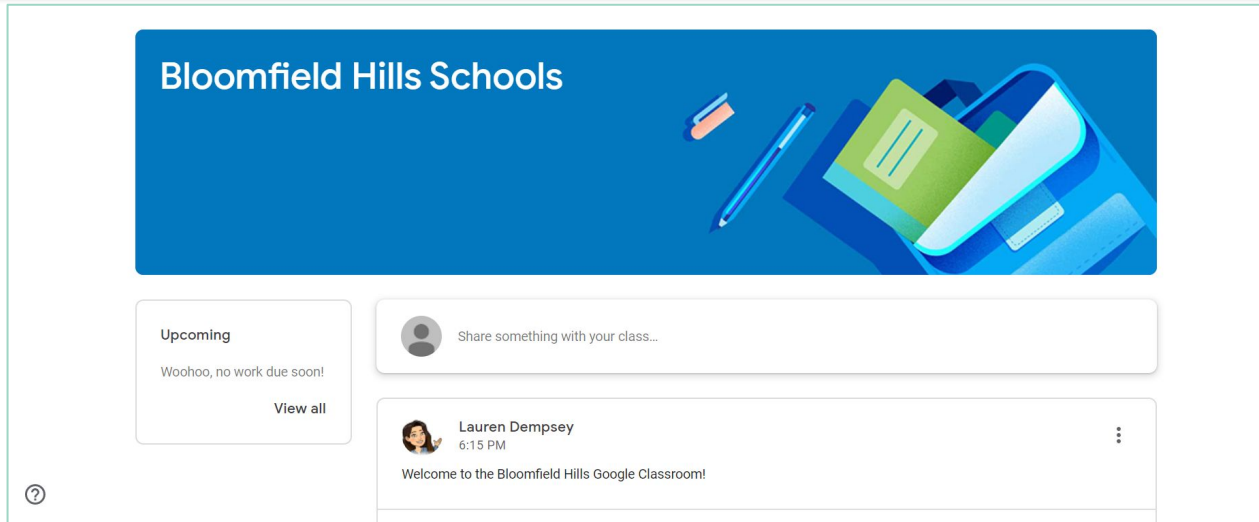
Passwords

Current Locker Information

ID	Locker Type	Location	Combo
PW0001	Virtual	Z Passwords	11-22-33

To find your student's password, login to the Parent Portal and find the Z Password listed under Enrollment Data. The password is entered without dashes. For example, 11-22-33 is entered as 112233 on any website prompting for the @bloomfield.org email address and password.

Google Classroom




To Access Google Classroom, simply visit the website classroom.google.com and log in with your student's @bloomfield.org email address and password.

Zoom



To access Zoom, use the link provided by your student's teachers. Teachers will be sending links via email, Google Classroom, Remind, or a combination of all three.

Clever



To access Clever, visit the website clever.com/in/bloomfieldhills. Choose the “Log in with Google” option, then use your student’s @bloomfield.org email address and password.

Learning
With
Bloomfield
Virtual

Personal Development

Knowledge Construction

Inquiry & Information Exchange

Community & Motivation

Technology & Access

Our School Day

9:05-9:35 Our school day begins with time for connection and community

9:35-11:35 Students engage in learning through age-appropriate activities, synchronously and asynchronously, with breaks built in. Specials may occur during this time as well.

11:35-12:15/12:30 Time for Lunch and Recess for all students

~12:15/12:30-3:35 Students check-in and continue learning through age-appropriate activities, synchronously and asynchronously, with breaks built in. Specials may occur during this time as well.

3:35 The school day ends for students

Family Role

Make sure your technology is working properly to avoid any technical issues during the day.

Check-in on the progress of your child every day, especially at the beginning of their virtual school experience.

Check in on your student's understanding and affirm on-task behavior. Be a positive encourager!

Coach your student and certainly work with them. But if something becomes too difficult or they do not seem to understand, you and/or your child should contact the teacher and request additional assistance.



What does a virtual, at-home classroom look like?

Students thrive with routine. Design a quiet learning space with essential materials.

- Learning throughout the day will occur both on-and-offline. Have devices and chargers available as needed.
- Create a space that is comfortable for both the student and any adults supporting their experience.
- Consider letting your child help you to set up their learning space to get them excited for the new school year and remember that it should be a comfortable spot where they can focus.
- Easily accessible storage for supplies is recommended.



Materials

Suggested student supply lists can be found at:

www.bloomfield.org/schools/bloomfield-virtual/home

What is most important is that your student has a space in which they can concentrate and enjoy their school day and they know where to go for their supplies.

Getting Help

Bloomfield Hills Tech Support for Families

bhstech@bloomfield.org

248-900-2470

Important Contacts & Where to Find More Information



Bloomfield Hills

Schools

Why Bloomfield

Schools

About Us

Teaching & Learning



Bloomfield Hills High School	Intern
Bloomfield Hills Middle School	Johns
Bloomfield Virtual	Latch
Bloomin' Preschools	Lone P
Bowers Academy	Summ
Bowers School Farm	Way E

How to Change Your Notification Settings



Welcome to My Bloomfield, your one-stop-shop for everything Bloomfield Hills Schools!

Please select from one of the following options:





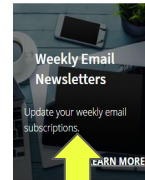
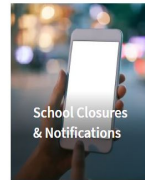
Families



Students



Staff



+ FAMILIES & STAFF: How to Adjust Your Notification Settings

My Bloomfield (Weekly Email Broadcasts)

- + How to Subscribe to Weekly Newsletters
- + How to Unsubscribe from Weekly Newsletters
- + Not Receiving Emails? Check Out these Troubleshooting Tips!

If you are unable to find what you are looking for above, please email Communications@bloomfield.org and a member of our team will get back to you as soon as possible.



Meet-and-Greet Update

September 9th: Meet and Greet Day

There will be no instruction on this day



Rain
Date:
Sept 10

Morning

Students will have an opportunity to meet their teacher in-person. Teachers will communicate the time, location, and sign-up details for their meet-and-greet via email with families on Tuesday.

Please note, these locations will be outdoors. Strict social distancing must be observed. Masks are strongly encouraged.

Afternoon

Students and families who do not feel comfortable with an in-person meet-and-greet will get a chance for some small group or one-on-one Zoom time with their teacher in the afternoon. Again, individual teachers will communicate the details with their families.

Frequently Asked Questions

What if I have questions regarding my student with an IEP or 504?

- Contact your child's caseload provider, Jen Teal, or the BHS Special Education Department

Will there be any opportunities for virtual students to maintain some relationship with their "home" school?

- We have every hope that as the pandemic situation allows, we will have some school events. These will continue to be advertised for BV families to attend at their home school. If clubs are able to meet, whether virtually or in person, students will be joining clubs at their home schools as well.

How will information be shared throughout the school year?

- You will regularly receive an email or broadcast from the Bloomfield Virtual principal as you do from your home school's principal. Also remember that the Bloomfield Virtual webpage is now live at www.bloomfield.org

Have classes been scheduled by home school?

- Every student will be with some students from their home school. They will also have classmates from one or more of the other district elementary schools.

Frequently Asked Questions

Will there be any field trips?

- We plan to utilize the programming at the Johnson Nature Centre and Bowers Farm to allow for field trip experiences for those families who are comfortable attending.

Do kids need to make up assignments if they miss school?

- Just as in a brick-and-mortar setting, attending school and learning alongside the teacher and classmates is important. If your child/children must be absent, you will still need to report the absence and will need to reach out to the teacher about what was missed in class.

What apps should we load on to our student's device?

- Any tools the students need immediately have been preloaded onto district devices. If you're using your own device, contact your teacher to find out if there are any apps, programs, or Google Chrome extensions you should install. Any other app or software questions can be sent to bhstech@bloomfield.org or 248-900-2470.



Our *commitment* to *you*.

Regardless of *where* a student and their family decide to learn in 2020-2021, Bloomfield Hills Schools is *committed* to providing **all learners** with a *safe, equitable, and engaging* learning experience that ensures students *feel connected, cared for*, and free to be *intellectually curious*.